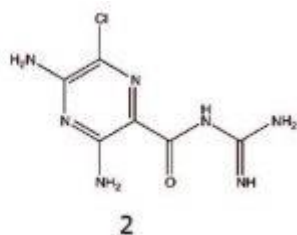
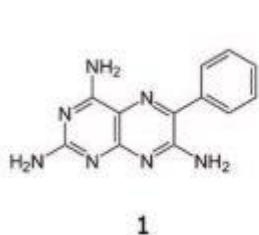
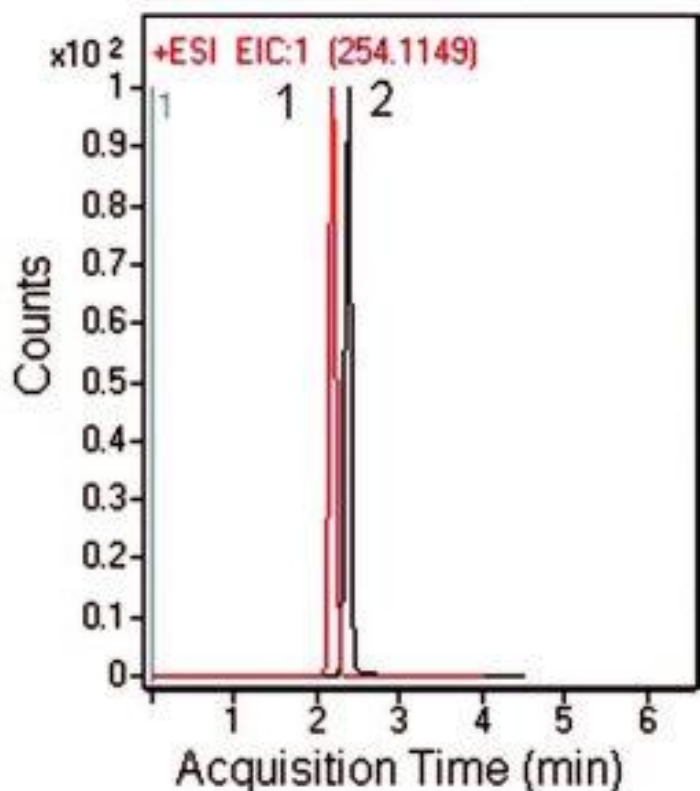


## Amloride and Triamterene in Urine - AppNote

### LCMS Method for Spiked Urine Sample

This application note describes the separation of two important drugs for treatment of hypertension and congestive heart failure. Both compounds have numerous amine groups, which can contribute to Peak tailing in some instances. However, the Peak shapes observed here are both symmetrical and very efficient.

This is accomplished using the Diamond Hydride 2.0 Column, which is well-suited to polar compounds such as these. A spiked Urine sample was used to demonstrate the applicability of the data to clinical studies.



### Peaks:

1. Triamterene 254.1149 m/z [M + H]<sup>+</sup>

## Method Conditions

**Column:** Cogent Diamond Hydride 2.0™, 2.2µm, 120Å

**Catalog No.:** [70200-05P-2](#)

**Dimensions:** 2.1 x 50mm

**Mobile Phase:**

A: DI Water / 0.1% Formic Acid (v/v)

B: Acetonitrile / 0.1% Formic Acid (v/v)

**Gradient:**

Time (minutes)	%B
0	80
3	30
5	30
6	80

**Flow rate:** 0.4 mL/minute

**Detection:** ESI – POS – Agilent 6210 MSD TOF Mass Spectrometer

**Injection vol.:** 1µL

**Sample Preparation:** Urine was spiked with Amiloride and Triamterene standard solutions and filtered with 0.45µm Nylon Syringe Filter (MicroSolv Tech Corp.).

*Note: Amiloride and Triamterene are Potassium-sparing Diuretics. Trade names include Dyrenium® and Midamor®. They are also sometimes combined with Hydrochlorothiazide, a Diuretic drug.*



## Attachment

**No 323 Amiloride and Triamterene pdf** 0.3 Mb [Download File](#)

Printed from the Chrom Resource Center

Copyright 2025, All Rights Apply

**MicroSolv Technology Corporation**

9158 Industrial Blvd. NE, Leland, NC 28451

Tel: (732) 380-8900

Fax: (910) 769-9435

Email: [customers@mtc-usa.com](mailto:customers@mtc-usa.com)

Website: [www.mtc-usa.com](http://www.mtc-usa.com)